

J-Smart

SERIES
JA



Self-Cleaning



Quick Cooling/
Heating



Sleep Mode

Proudly distributed by

JASA

Smart Home

J-Smart

JA FIXED SPEED

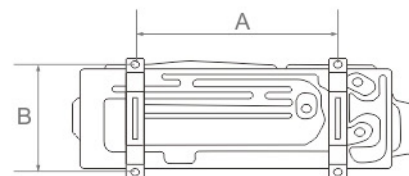
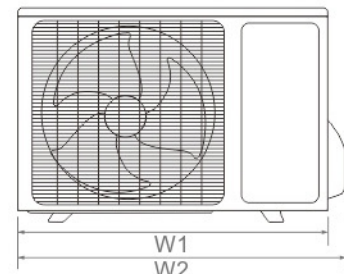
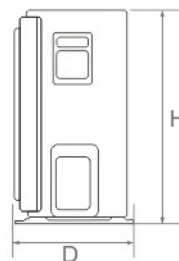


Technical Specifications

Model			JASA-H09A4/JA	JASA-H12A4/JA	JASA-H18A4/JA	JASA-H24A4/JA	JASA-H32A4/JA
Power Supply		V~,Hz,Ph	220~240,50,1	220~240,50,1	220~240,50,1	220~240,50,1	220~240,50,1
Capacity	Cooling	W	2650	3200	5270	7030	8850
	Heating	W	2640	3100	5300	7400	8900
Performance		EER/COP	3.01/3.77	3.05/3.37	3.10/3.31	3.02/3.46	3.14/3.38
Electric Data	Rated Cooling Power Input	W	880	1050	1700	2330	2800
	Rated Heating Power Input	W	700	920	1600	2140	2630
	Rated Cooling Current	A	4.00	4.70	7.60	11.00	12.50
	Rated Heating Current	A	3.00	4.20	7.50	11.00	11.20
Indoor	Indoor Air Flow	m ³ /h	550	590	850	1200	1200
	Noise Level	dB(A)	42	44	46	49	49
	Outline Dimension (W×H×D)	mm	792×292×201	792×292×201	997×316×227	1132×330×232	1132×330×232
	Package Dimension (W×H×D)	mm	888×370×290	888×370×290	1067×385×312	1205×400×317	1205×400×317
	Weight Net/Gross	kg	8.5/12.0	8.5/12.0	12.0/16.0	14.0/18.0	14.0/18.0
Outdoor	Noise Level	dB(A)	52	53	58	58	58
	Outline Dimension (W×H×D)	mm	660×500×240	730×545×285	825×655×310	900×700×350	900×700×350
	Package Dimension (W×H×D)	mm	780×570×345	850×620×370	945×725×435	1020×770×430	1020×770×430
	Weight Net/Gross	kg	25.0/29.0	29.0/34.0	43.6/48.3	57.0/63.0	57.0/63.0
Refrigerant Type		g	R410A/610	R410A/880	R410A/1240	R410A/1650	R410A/2100
Refrigerant Pipe	Gas	inch	3/8"	1/2"	1/2"	5/8"	5/8"
	Liquid	inch	1/4"	1/4"	1/4"	1/4"	1/4"
	Max Length	m	20	20	20	25	25
	Max Height	m	10	10	10	15	15

Indoor Dimension		
Model	WxHxD(mm)	Packing Dimension
JASA-H09A4/JA	792×292×201	880×370×290
JASA-H12A4/JA	792×292×201	965×370×290
JASA-H18A4/JA	940×316×224	1010×385×307
JASA-H24A4/JA	1132×330×232	1210×400×327
JASA-H32A4/JA	1132×330×232	1210×400×327

Outdoor Dimension			
Model	W1(W2)xHxD(mm)	Packing Dimension	AxB(mm)
JASA-H09A4/JA	660(710)×500×240	780×570×345	500×260
JASA-H12A4/JA	730(780)×545×285	850×620×370	540×280
JASA-H18A4/JA	825(880)×655×310	945×725×435	540×335
JASA-H24A4/JA	900(950)×700×350	1020×770×430	630×350
JASA-H32A4/JA	900(950)×700×350	1020×770×430	630×350



J-Smart

JA INVERTER



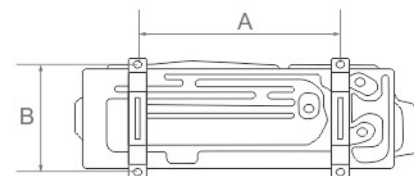
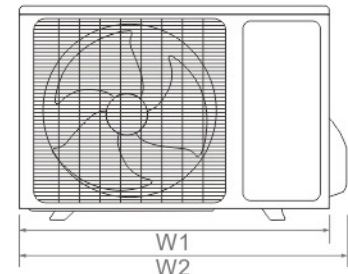
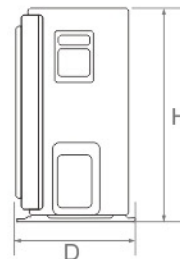

Technical Specifications



Model			JASA-H09A4/JAI	JASA-H12A4/JAI	JASA-H18A4/JAI	JASA-H24A4/JAI
Power Supply		V~,Hz,Ph	220~240,50,1	220~240,50,1	220~240,50,1	220~240,50,1
Capacity	Cooling	W	2500	3520	5250	6300
	Heating	W	2600	3450	5200	7000
Performance		EER/COP	3.05/3.06	3.05/3.29	3.02/3.25	3.07/3.50
Electric Data	Rated Cooling Power Input	W	820	1154	1738	2050
	Rated Heating Power Input	W	850	1050	1600	2000
	Rated Cooling Current	A	3.60	5.50	7.80	10.50
	Rated Heating Current	A	3.70	5.00	7.30	8.50
Indoor	Indoor Air Flow	m ³ /h	600	650	1000	1200
	Noise Level	dB(A)	41	42	48	48
	Outline Dimension (W×H×D)	mm	792×292×201	881×296×205	997×316×227	1132×330×232
	Package Dimension (W×H×D)	mm	880×370×290	965×370×282	1070×385×312	1210×400×327
	Weight Net/Gross	kg	8.0/10.0	9.5/12.0	13.5/17.0	14.5/18.0
Outdoor	Noise Level	dB(A)	50	51	56	58
	Outline Dimension (W×H×D)	mm	780×545×285	780×545×285	860×545×315	950×700×350
	Package Dimension (W×H×D)	mm	850×620×370	850×620×370	920×620×400	1020×770×430
	Weight Net/Gross	kg	25.0/29.0	28.0/33.0	35.0/39.0	48.0/53.0
Refrigerant Type		g	R410A/750	R410A/960	R410A/1300	R410A/1560
Refrigerant Pipe	Gas	inch	3/8"	3/8"	1/2"	5/8"
	Liquid	inch	1/4"	1/4"	1/4"	1/4"
	Max Length	m	20	20	20	25
	Max Height	m	10	10	10	15

Indoor Dimension		
Model	WxHxD(mm)	Packing Dimension
JASA-H09A4/JAI	792×292×201	880×370×290
JASA-H12A4/JAI	881×296×205	965×370×282
JASA-H18A4/JAI	997×316×227	1070×385×312
JASA-H24A4/JAI	1132×330×232	1210×400×327

Outdoor Dimension			
Model	W1(W2)xHxD(mm)	Packing Dimension	AxB(mm)
JASA-H09A4/JAI	730(780)×545×285	850×620×370	540x280
JASA-H12A4/JAI	730(780)×545×285	850×620×370	540x280
JASA-H18A4/JAI	800(860)×545×315	920×620×400	545x315
JASA-H24A4/JAI	900(950)×700×350	1020×770×430	630x350





J-Smart

Cool, Warm & Collected

